

**CONTECH**<sup>®</sup>  
ENGINEERED SOLUTIONS  
A QUIKRETE<sup>®</sup> COMPANY

## Wastewater Solutions





## MUNICIPAL AND INDUSTRIAL WASTEWATER SOLUTIONS



For more than 100 years (since 1904), **Contech Engineered Solutions LLC has been a leader in the pipe industry.** From our beginnings as a Corrugated Steel Pipe manufacturer, to the development of cost-effective, long service life PVC storm and sanitary piping systems, to the game changing development of DuroMaxx® – Steel Reinforced Polyethylene (SRPE) piping system, Contech has always sought to provide our customers with tomorrow's technology today while consistently providing world class service and support.

## CONTECH PROVIDES INDUSTRY LEADING PERFORMANCE

Conveyance, storage, and treatment of wastewater infrastructure provides unique and often difficult challenges for Owners, Designers, and Installers. Corrosion of pipe and structures often result in reduced service life and costly repairs while material options and installation factors often result in compromises to long term reliability and performance. From 4" to 120" Contech's family of highly corrosion resistant plastic piping systems with best in industry joint performance allow owners of municipal and industrial wastewater to do more with less and to install projects that will reliably perform for generations to come.



## COLLECTION & CONVEYANCE

- SDR 23.5 Solid Wall PVC
- 200 PSI Pipe Stiffness PVC TRUSS PIPE®
- A-2000™ PVC
- DuroMaxx® SRPE

## CSO/SSO STORAGE

- A-2000™ PVC up to 36-inch for small volume systems
- DuroMaxx® SRPE up to 120-inch for large volume systems



## TREATMENT PLANT YARD PIPING

- Low Pressure Pipe & Fittings
- DuroMaxx® SRPE
- A-2000™ PVC
- 200 PSI Pipe Stiffness PVC TRUSS PIPE®
- SDR 23.5 Solid Wall PVC

## REHABILITATION

- A2™ Liner PVC
- DuroMaxx® SRPE





# Wastewater Solutions



DuroMaxx® SRPE  
Sanitary Outfall

PVC TRUSS PIPE®  
Deep Sanitary Sewer

DuroMaxx® SRPE  
WWTP Yard Piping

A-2000™ PVC  
WWTP Yard Piping

DuroMaxx® SRPE  
Sanitary Sewer







## SANITARY SEWER CONVEYANCE/YARD PIPING



### **Eastern Idaho Sanitary Interceptor** *Shelley, Idaho*

- ≈ 4 Miles of 36-in dia.
- ≈ 2.5 Miles of 42-in. dia.
- ≈ 7 Miles of 48-in. dia.

In Phase I of 3, the Eastern Idaho Regional Wastewater Authority evaluated the performance of DuroMaxx® Steel Reinforced PE (SRPE) as their large diameter sanitary interceptor line. The integrity of the gravity sewer installation was tested and the DuroMaxx was chosen for all 14 miles due to its exceptional pipe performance in the proposal evaluation process.

A-2000™ PVC was also included for some of the smaller diameters needed.

## STORAGE



### **Bryan's Lift Station Improvements** *Monticello, Indiana*

- DuroMaxx® CSO System
- 395,000 gallons of storage

Bryan's Lift Station originally was constructed in the 1950s and served combined sanitary and storm sewers.

During peak water events, the lift station was overwhelmed and unable to handle the full flow resulting combined sewer overflow events. Contech's DuroMaxx® SRPE technology was engineered into a CSO detention and drainage system that met the challenges of having a small footprint, watertight joint performance and long-term durability.

This project is a recipient of the Indiana ACEC 2012 Engineering Excellence Honor Award.



## DEEP BURY SANITARY SEWER



### Scott Creek Trunk Sewer

*Belmont, Michigan*

- Gasketed PVC TRUSS PIPE®
- 2,000 LF of 15-in. diameter

An existing concrete trunk sewer was experiencing increased amounts of infiltration and sagging in the pipe causing velocities below design conditions that required it to be replaced. Plainfield Charter Township used Contech Engineered Solutions' Gasketed PVC – TRUSS PIPE® for this replacement. TRUSS PIPE provides a unique, semi-rigid wall design and unparalleled in-ground performance.

The polymer manhole in the median was 19.1' deep, and cover over TRUSS PIPE at the deepest end of the casing was approximately 23 feet.

## REHABILITATION








### Livonia West Commerce Center Reline

*Livonia, Michigan*

- DuroMaxx® SRPE Liner Pipe
- 1,000 LF of 54-in. diameter

Ashley Capital first considered utilizing Contech Engineered Solutions in a design-build approach when they realized that the manufacturer was able to offer a solution with DuroMaxx® SRPE liner pipe. By manufacturing 7-foot pipe segments that would allow access from an existing 9-foot diameter, concrete catch basin on the east end of the storm sewer line, they were able to eliminate the need for any access pits within the existing storm sewer line.

## Providing Water & Wastewater Solutions since 1963.

WASTEWATER SOLUTION OFFERING				
PRODUCT LINE		APPLICATION		VALUE
CONVEYANCE		SDR 23.5	Drain fields (4"-6") Laterals	<ul style="list-style-type: none"> <li>PVC pipe that provides optimum combination of strength, hydraulics, stiffness, joint integrity and economy</li> </ul>
		TRUSS PIPE®	Interceptors, Trunk Lines and Outfalls (8"-15")	
		A-2000™	Interceptors, Trunk Lines and Outfalls (4"-36")	
		A2™ Liner Pipe	Trenchless Slip Lining/Rehabilitation (12"-36")	<ul style="list-style-type: none"> <li>Meets joint tightness test requirements of ASTM D 3212</li> <li>Tremendous cost savings over cured-in-place pipe</li> </ul>
		DuroMaxx® Steel Reinforced Polyethylene (SRPE) Sanitary Pipe	Trunk Line, Outfalls or Rehabilitation (30"-120")	<ul style="list-style-type: none"> <li>HDPE with fully-encapsulated 80 ksi steel-reinforced ribs and pressure rated polyethylene provides incredible strength and durability</li> <li>10.8 psi QuikJoint® with UHP Technology capable of inground air testing</li> </ul>
STORAGE		Tanks	Sanitary Sewer Overflow Combined Sewer Overflow Septic General Storage	<ul style="list-style-type: none"> <li>Permanent watertight storage</li> <li>Up to 30 psi rating</li> <li>Size range – up to 1,000,000+ gallons</li> </ul>
		Wastewater Components	Pump/Lift Station Vessels Sanitary Sewer Overflow Grit/Sludge Storage	
TREATMENT PLANT	Centralized 	DuroMaxx® SRPE for Municipal Wastewater	Odor Control, Yard Piping, and Outfalls	<ul style="list-style-type: none"> <li>Corrosive resistant</li> <li>Leak-free</li> <li>Fabrication flexibility</li> <li>Cost-effectiveness</li> </ul>

NOTHING IN THIS CATALOG SHOULD BE CONSTRUED AS A WARRANTY. APPLICATIONS SUGGESTED HEREIN ARE DESCRIBED ONLY TO HELP READERS MAKE THEIR OWN EVALUATIONS AND DECISIONS, AND ARE NEITHER GUARANTEES NOR WARRANTIES OF SUITABILITY FOR ANY APPLICATION. CONTECH MAKES NO WARRANTY WHATSOEVER, EXPRESS OR IMPLIED, RELATED TO THE APPLICATIONS, MATERIALS, COATINGS, OR PRODUCTS DISCUSSED HEREIN. ALL IMPLIED WARRANTIES OF MERCHANTABILITY AND ALL IMPLIED WARRANTIES OF FITNESS FOR ANY PARTICULAR PURPOSE ARE DISCLAIMED BY CONTECH. SEE CONTECH'S CONDITIONS OF SALE (AVAILABLE AT [WWW.CONTECHES.COM/COS](http://WWW.CONTECHES.COM/COS)) FOR MORE INFORMATION.