




Helping You with Sanitary Solutions since 1963.

Sanitary Conveyance, Storage, or Rehabilitation.

Our sanitary solutions provide superior material properties, strength, water tightness, economy and design life while providing an efficient footprint on your site. With our team of design engineers and local sales engineers and project consultants, we can assist you in determining the best solution and provide engineering, design support and installation to make your job easier.

PRODUCT LINE		APPLICATION	VALUE
CONVEYANCE		SDR 23.5	Drain fields (4"-6") Laterals
		TRUSS PIPE®	Interceptors, Trunk Lines and Outfalls (8"-15")
		A-2000™	Interceptors, Trunk Lines and Outfalls (4"-36")
		A2™ Liner Pipe	Trenchless Slip Lining/Rehabilitation (12"-36")
		SPR™ PE	In Situ Rehabilitation (30" to 118")
	DuroMaxx® Steel Reinforced Polyethylene (SRPE) Sanitary Pipe	Trunk Line, Outfalls or Rehabilitation (30"-120")	
STORAGE		Tanks	Sanitary Sewer Overflow Combined Sewer Overflow Septic General Storage
		Wastewater Components	Pump/Lift Station Vessels Sanitary Sewer Overflow Grit/Sludge Storage
TREATMENT PLANT	Centralized 	DuroMaxx® SRPE for Municipal Wastewater	Odor Control, Yard Piping, and Outfalls

NEED HELP WITH AN UPCOMING PROJECT?

We're always available to make your job easier. Search for your local rep at www.ContechES.com/contact or call 800-338-1122 for more information.